

STATEMENT OF VOTE



**SPECIAL ELECTION
JUNE 7, 2005**

**JIM MC CAULEY
COUNTY CLERK-RECORDER-REGISTRAR OF VOTERS**

PLACER COUNTY



OFFICE OF

**PLACER COUNTY CLERK – RECORDER –
REGISTRAR OF VOTERS**

Elections Division • 2956 Richardson Drive • P.O. Box 5278 • Auburn, CA 956
(530) 886-5650 • FAX (530) 886-5688
www.placer.ca.gov/elections

JIM McCAULEY
County Clerk-Recorder-Registrar


RYAN RONCO
Assistant Registrar-Recorder

CERTIFICATE OF CANVASS OF VOTE


I JIM McCAULEY, County Clerk-Recorder-Registrar of Voters, County of Placer, State of California, do hereby certify that on June 13, 2005, I canvassed the votes cast in the **June 7, 2005, Special Election** and the results of said canvass are as follows:

(See Attached)

IN WITNESS WHEREOF I have set my hand and affixed my official seal on this **13th** day of **June, 2005**, in accordance with the laws of the State of California.



JIM McCAULEY
PLACER COUNTY CLERK-REGISTRAR
State of California



OFFICE OF

**PLACER COUNTY CLERK – RECORDER –
REGISTRAR OF VOTERS**

Elections Division • 2956 Richardson Drive • P.O. Box 5278 • Auburn, CA 9560
(530) 886-5650 • FAX (530) 886-5688
www.placer.ca.gov/elections


JIM McCAULEY
County Clerk-Recorder-Registrar

RYAN RONCO
Assistant Registrar-Recorder

CERTIFICATE OF LOGIC AND ACCURACY TEST

I, JIM McCAULEY, County Clerk-Recorder-Registrar of Voters, County of Placer, State of California, do hereby certify that on **May 25, 2005**, a Logic and Accuracy test was completed in conjunction with the June 7, 2005 Special Election and the results were satisfactory.

IN WITNESS WHEREOF I have set my hand and affixed my official seal on this **13th** day of **June, 2005**, in accordance with the laws of the State of California.



JIM McCAULEY
PLACER COUNTY CLERK-
RECORDER-REGISTRAR OF VOTERS
State of California

PLACER COUNTY
OFFICIAL ELECTION SUMMARY
June 7, 2005
FINAL

Date:06/10/05
Time:10:58:48
Page:1 of 1

Registered Voters 8754 - Cards Cast 4316 49.30%

Num. Report Precinct 17 - Num. Reporting 17 100.00%

MEASURE D PHUSD TAX (2/3)

| | Total | |
|---------------------|-------|---------|
| Number of Precincts | 17 | |
| Precincts Reporting | 17 | 100.0 % |
| Total Votes | 4313 | |
| YES | 2132 | 49.43% |
| NO | 2181 | 50.57% |

PLACER HILLS UNION SCHOOL DISTRICT
SPECIAL ELECTION
June 7, 2005
STATEMENT OF VOTE

Date:06/10/05
Time:11:09:35
Page:1 of 2

| | TURN OUT | | | MEASURE D PHUSD TAX (2/3) | | | |
|-------------------|-------------|------------|-----------|---------------------------|-------------|------------|------------|
| | Reg. Voters | Cards Cast | % Turnout | Reg. Voters | Total Votes | YES | NO |
| Jurisdiction Wide | | | | | | | |
| 0531401 | | | | | | | |
| Polling | 895 | 141 | 15.75% | 895 | 141 | 57 40.43% | 84 59.57% |
| Absentee | 895 | 278 | 31.06% | 895 | 278 | 117 42.09% | 161 57.91% |
| Total | 895 | 419 | 46.82% | 895 | 419 | 174 41.53% | 245 58.47% |
| 0531407 | | | | | | | |
| Polling | 546 | 70 | 12.82% | 546 | 70 | 30 42.86% | 40 57.14% |
| Absentee | 546 | 173 | 31.68% | 546 | 172 | 73 42.44% | 99 57.56% |
| Total | 546 | 243 | 44.51% | 546 | 242 | 103 42.56% | 139 57.44% |
| 0532101 | | | | | | | |
| Polling | 515 | 82 | 15.92% | 515 | 82 | 43 52.44% | 39 47.56% |
| Absentee | 515 | 178 | 34.56% | 515 | 178 | 79 44.38% | 99 55.62% |
| Total | 515 | 260 | 50.49% | 515 | 260 | 122 46.92% | 138 53.08% |
| 0532103 | | | | | | | |
| Polling | 619 | 108 | 17.45% | 619 | 108 | 58 53.70% | 50 46.30% |
| Absentee | 619 | 197 | 31.83% | 619 | 197 | 107 54.31% | 90 45.69% |
| Total | 619 | 305 | 49.27% | 619 | 305 | 165 54.10% | 140 45.90% |
| 0532104 | | | | | | | |
| Polling | 643 | 94 | 14.62% | 643 | 94 | 46 48.94% | 48 51.06% |
| Absentee | 643 | 257 | 39.97% | 643 | 257 | 126 49.03% | 131 50.97% |
| Total | 643 | 351 | 54.59% | 643 | 351 | 172 49.00% | 179 51.00% |
| 0534501 | | | | | | | |
| Polling | 703 | 135 | 19.20% | 703 | 135 | 83 61.48% | 52 38.52% |
| Absentee | 703 | 226 | 32.15% | 703 | 226 | 115 50.88% | 111 49.12% |
| Total | 703 | 361 | 51.35% | 703 | 361 | 198 54.85% | 163 45.15% |
| 0534506 | | | | | | | |
| Polling | 785 | 136 | 17.32% | 785 | 136 | 75 55.15% | 61 44.85% |
| Absentee | 785 | 295 | 37.58% | 785 | 295 | 183 62.03% | 112 37.97% |
| Total | 785 | 431 | 54.90% | 785 | 431 | 258 59.86% | 173 40.14% |
| 0534508 | | | | | | | |
| Polling | 606 | 111 | 18.32% | 606 | 111 | 71 63.96% | 40 36.04% |
| Absentee | 606 | 195 | 32.18% | 606 | 195 | 81 41.54% | 114 58.46% |
| Total | 606 | 306 | 50.50% | 606 | 306 | 152 49.67% | 154 50.33% |
| 0534513 | | | | | | | |
| Polling | 654 | 117 | 17.89% | 654 | 117 | 70 59.83% | 47 40.17% |
| Absentee | 654 | 222 | 33.94% | 654 | 222 | 107 48.20% | 115 51.80% |
| Total | 654 | 339 | 51.83% | 654 | 339 | 177 52.21% | 162 47.79% |
| 0539101 | | | | | | | |
| Polling | 737 | 121 | 16.42% | 737 | 121 | 64 52.89% | 57 47.11% |
| Absentee | 737 | 196 | 26.59% | 737 | 195 | 95 48.72% | 100 51.28% |
| Total | 737 | 317 | 43.01% | 737 | 316 | 159 50.32% | 157 49.68% |
| 0539105 | | | | | | | |
| Polling | 674 | 85 | 12.61% | 674 | 85 | 41 48.24% | 44 51.76% |
| Absentee | 674 | 176 | 26.11% | 674 | 176 | 79 44.89% | 97 55.11% |
| Total | 674 | 261 | 38.72% | 674 | 261 | 120 45.98% | 141 54.02% |
| 0539107 | | | | | | | |
| Polling | 541 | 107 | 19.78% | 541 | 107 | 60 56.07% | 47 43.93% |
| Absentee | 541 | 150 | 27.73% | 541 | 150 | 65 43.33% | 85 56.67% |
| Total | 541 | 257 | 47.50% | 541 | 257 | 125 48.64% | 132 51.36% |
| 6531402 | | | | | | | |
| Polling | 213 | 133 | 62.44% | 213 | 133 | 59 44.36% | 74 55.64% |
| Absentee | 213 | 0 | 0.00% | 213 | 0 | 0 - | 0 - |
| Total | 213 | 133 | 62.44% | 213 | 133 | 59 44.36% | 74 55.64% |
| 6532112 | | | | | | | |
| Polling | 134 | 80 | 59.70% | 134 | 80 | 39 48.75% | 41 51.25% |
| Absentee | 134 | 0 | 0.00% | 134 | 0 | 0 - | 0 - |
| Total | 134 | 80 | 59.70% | 134 | 80 | 39 48.75% | 41 51.25% |
| 6532203 | | | | | | | |
| Polling | 189 | 117 | 61.90% | 189 | 117 | 62 52.99% | 55 47.01% |

PLACER HILLS UNION SCHOOL DISTRICT
 SPECIAL ELECTION
 June 7, 2005
 STATEMENT OF VOTE

Date:06/10/05
 Time:11:09:35
 Page:2 of 2

| | TURN OUT | | | MEASURE D PHUSD TAX (2/3) | | | | | |
|----------|-------------|------------|-----------|---------------------------|-------------|------|--------|------|--------|
| | Reg. Voters | Cards Cast | % Turnout | Reg. Voters | Total Votes | YES | | NO | |
| Absentee | 189 | 0 | 0.00% | 189 | 0 | 0 | - | 0 | - |
| Total | 189 | 117 | 61.90% | 189 | 117 | 62 | 52.99% | 55 | 47.01% |
| 6534502 | | | | | | | | | |
| Polling | 171 | 72 | 42.11% | 171 | 72 | 26 | 36.11% | 46 | 63.89% |
| Absentee | 171 | 0 | 0.00% | 171 | 0 | 0 | - | 0 | - |
| Total | 171 | 72 | 42.11% | 171 | 72 | 26 | 36.11% | 46 | 63.89% |
| 6539106 | | | | | | | | | |
| Polling | 129 | 64 | 49.61% | 129 | 63 | 21 | 33.33% | 42 | 66.67% |
| Absentee | 129 | 0 | 0.00% | 129 | 0 | 0 | - | 0 | - |
| Total | 129 | 64 | 49.61% | 129 | 63 | 21 | 33.33% | 42 | 66.67% |
| Total | | | | | | | | | |
| Polling | 8754 | 1773 | 20.25% | 8754 | 1772 | 905 | 51.07% | 867 | 48.93% |
| Absentee | 8754 | 2543 | 29.05% | 8754 | 2541 | 1227 | 48.29% | 1314 | 51.71% |
| Total | 8754 | 4316 | 49.30% | 8754 | 4313 | 2132 | 49.43% | 2181 | 50.57% |